



V 1.8 W I N D O W S O W N E R ' S G U I D E

BY THE HUMAN SOFTWARE COMPANY INC. © 1991-2007

© 1991-2007 by The Human Software Company Inc. All rights reserved.

The Human Software AutoDeNoise software application and this manual are subject to the software license agreement terms. The information in this manual is subject to change without notice. The Human Software Company Inc. assumes no responsibility or liability for any errors or inaccuracies that may appear in this manual.

This manual may not, in whole or in part, be reproduced, stored in a retrieval system, copied, photocopied, translated, transmitted by any means, converted to any electronic or machine-readable form without prior written permission of The Human Software Company Inc.

All images used in this manual are protected under copyrights law.

The pictures and photos in this manual may not, in whole or in part, and by any means be reproduced or transmitted without written permission of their respective author.

ClassicFrames, AutoSmooth, AutoCorrect, AutoFocus, PhotoWeave, PhotoRepeat, Textissimo, Select, AutoMask, Squizz!, PhotoSurface, ColorTouch, The Human Software Company and their logos are trademarks of The Human Software Company Inc. Adobe Photoshop, Adobe Illustrator are trademarks, Adobe and PostScript are registered trademarks of Adobe Systems Incorporated.

All other products or name brands are trademarks of their respective holders. Human Software makes no claim to any such marks, nor willingly or knowingly misused or misapplied such marks.

Printed in the USA
© 1991-2007 The Human Software Company Inc.

P.O Box 16
WrightsVille Beach NC 28480 USA
WEB SITE WWW.HUMANSOFTWARE.COM

TABLE OF CONTENTS ...

INTRODUCTION	5
Human Software Product Line	5
About this manual	6
AutoDeNoise software package	6
Product Checklist, Registration.....	6
Hardware Requirements	6
 CHAPTER 1: INSTALLATION	7
Plug-In Filter.....	7
 CHAPTER 2: STARTING	8
 CHAPTER 3: THE BASICS	9
Main Dialog Window	9
Smart DeNoise	10
 TROUBLE SHOOTING	12

AUTODENOISE works as a Photoshop filter Plug-In...

AUTODeNOISE is available and working as a RGB/CMYK or RGB16b plug-in filter for Adobe Photoshop / Elements, CorelPhotoPaint, Painter or any application supporting Adobe Photoshop plug-in filter specifications. AutoDeNoise works on Windows XP or Vista

AUTODeNOISE capabilities are described in this Manual.

The Human Software Product line

Human Software offers you a full family of plug-ins & applications tuned for a lot of your designing and prepress needs; Please read our catalog enclosed for details or give us a call, or check out our web site at www.humansoftware.com.

Human Software Plug-Ins

-**SQUIZZ!** Rgb/Cmyk plug-in filter : Just brush for outrageous image distortion.. a Grid for precise distort, you may want also to build Quicktime movies directly inside Photoshop...

-**PhotoSpray!** Rgb plug-in filter : Just brush and you have a natural brush to add any kind of leaves, flowers, trees... A beautiful way to finish a job.

-**Textissimo** Rgb plug-in filter : You have more than 700 Text effects, tune your channels and your action to your heart desires.

-**PhotoLight** to add all kind of Lights to all Your Images...

-**PhotoSurface** to add natural media to all Your Images...

-**AutoMask** lets you build new stencil for your most difficult masking (tree/furs/hair) for Masking...

-**AutoCorrect** to reclaim lost colors on your Images...

-**AutoFocus** to DeNoise or DeBlur your Images...

-**Select** plug-in filter lets you apply high-end RGB/CMYK Color Correction without masking and offers sophisticated color editing features such as the Gradation and the unique Selective color correction

-**ClassicFrames** plug-in filter that will add beautiful classic frames..wood/gold..etc...

-**MagicFrames** plug-in filter that will add beautiful frames or edges (more than 4000)

-**XFile** plug-in filter for advanced resizing

GETTING STARTED...

Product Checklist

Before using your AUTODeNOISE Plug-In for the first time, make sure that nothing is missing...

Your AUTODeNOISE software package contains :

- 1/ AutoDeNoise in .zip format,
- 2/ Unzip you get the installer and manual
- 3/ Launch the Installer and select your Photoshop or host plug-in folder

About this Manual ...

This manual describes AUTODeNOISE main features.

- 1/ How to Install AUTODeNOISE onto your system, as well as scratch disk and memory considerations to take into account when using AUTODeNOISE.
- 2/ A description of the Tools available

Hardware Requirements

To work with AUTODeNOISE, you need the same hardware as the one you currently use with Adobe Photoshop™. AutoDeNoiseworks from Photoshop 7 to CS3

AutoDeNoise a Photoshop plug-in filter

In order for AutoDeNoise plug-in filter to appear in the Filter Menu you need:

- 1/ To install AutoDeNoise (see how to install)
- 2/ Relaunch Photoshop and access the Filter/HumanSoftware list, launch AutoDeNoise
- 3/ Start and register your plug-in

AutoDeNoise effects may be applied on any selected part of an RGB/CMYK/ RGB 16b image, the filter will run on the current selection\.

When you apply the final rendering of your AUTODeNOISE effect, AUTODeNOISE will modify the image inside Photoshop like other filter plug-ins are doing!

INSTALLING...

To install successfully AUTODENOISE on your PowerMacintosh system, follow carefully these steps and the instructions appearing on your screen.

- 1- Launch the Installer relative to your Photoshop version and select your Photoshop or host plug-in folder.
- 2- Start Photoshop, open an RGB/RGB 16b image, go down the Filter Menu (Filters>HumanSoftware>AutoDeNoise) and launch it.
- 3- Click on Start, the first time, you will be asked to enter your serial number... If you have purchased your license you do not need to call us, simply click on 'Start' and enter name/company/serial number (case sensitive!) provided on your CD-Jewel Box or via e-mail. Click OK.

The installation of your AUTODeNOISE plug-in is completed.

Installation Troubleshooting...

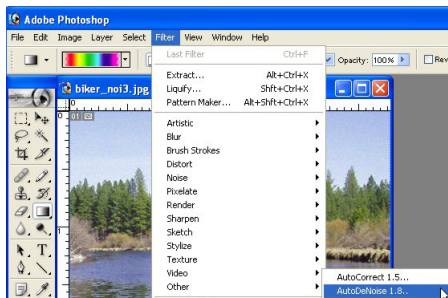
1/ You do not see AUTODeNOISE in your filter list : AUTODeNOISE has not been installed in the plug-in folder recognized by Photoshop (or your host application), make sure of the location of your plug-in folder and reinstall.

Only one copy of the program AutoDeNoise is authorized for one single CPU. For more licenses, contact us about getting multiple licenses.

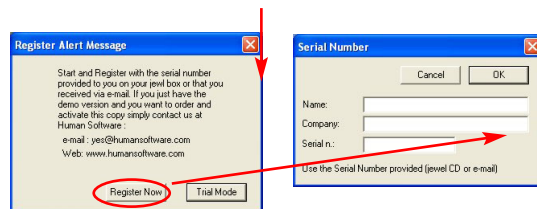
STARTING...

Launch AUTODENOISE ...

- 1- Launch your Adobe Photoshop / Elements...
- 2- Open an RGB/CMYK/RGB16b image, go to Filter>HumanSoftware>AutoDeNoise 1



- 3- Click on 'Start & Register', the first time, you will be asked to enter your serial number... If you have purchased your license you do not need to call us, simply click on 'Start' and enter name/company/serial number (case sensitive!) provided on your jewel box or with the e-mail in case of a download



AUTODENOISE MAIN FEATURES...

AutoDeNoise is an effective and very affordable solution for the amateur/hobbyist or the professional portrait photographer to bring the best of their subjects, to reduce visible noise and grain in photographic images produced by digital cameras and scanners. AutoDeNoise is very efficient in low-light (indoors, night, astro) and high-speed (sport, action) photography.

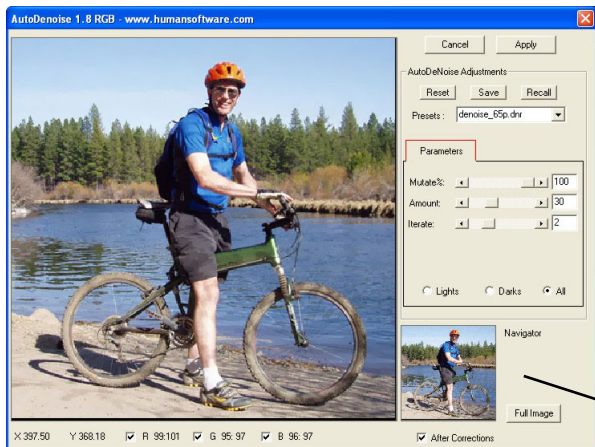
All adjustments made may be saved to be loaded later on other images.

Tip for Fine Tuning

It may happen on very subtle subject that AutoDeNoise might remove some grain at unwanted location. In this case simply duplicate the layer you are working with. Select the top layer, run AutoDeNoise filter, and simply reveal back with an eraser the parts that might have been too much affected and that you want to keep pristine.

MAIN DIALOG...

As soon as you have personalized your AUTODeNOISE, you get the Main Dialog Box :



Apply To validate the changes you achieved and send it to the host application.

Cancel Return to the host, no validation

Tune Image You can Save a setting and Load it on another image

If you save within the 'AutoDeNoise_US_PIN' folder inside your plug-in folder, the new setting will be added to the list of presets

Parameters

A Set of 3 sliders provide all kind of fine tuning of the effect

Lights/Dark/All will perform the effect only on light areas or dark areas or everywhere

Navigator Move the sub-rectangle or resize the corners to pan/zoom on your image. Click on FullPage to see the image in full.

RGB readings

see the image plate per plate

To see the color readings...or

Before/After Corrections

Before/After the image enhancements.

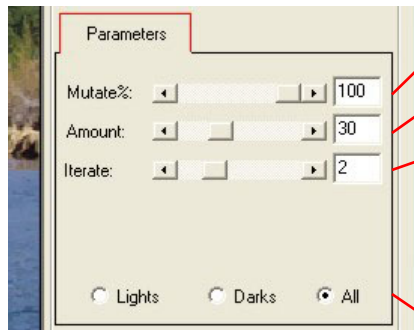
Toggle between

SMART DENOISING

Noise varies by frequency, color, and brightness, and it is different for every type of camera and scanner, AutoDeNoise through a very simple set of sliders lets you achieve amazing results.

AutoDeNoise uses a very powerful denoising technique to remove unwanted grain or noise.

AutoDeNoise is fully interactive with a set of sliders or numerical entries, a user will smoothen surface of RGB/CMYK or RGB16b images.



Mutate Apply the effect, 0 only the background image before correction will show, at 100 a DeNoise at Full strength according to the current setting will show. In between values is a blend between full strength and no effect.

Amount Strength of the denoising effect. You might compare this value as a radius in case of a Gaussian blur. A value over 70 will provide large amount of denoising

Iterate Number of times the algorithm will perform the denoising. Sometimes you might want a lower amount value and an high number of iteration. The higher the number of iteration is, the more processing time it will take.

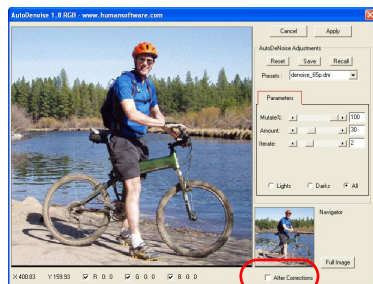
Blending Modes

Lights blends the original and denoises by choosing which is lighter. Where the denoised image is darker, the result will be like the original

Dark blends the original and denoises by choosing which is darker. Where the denoised image is lighter, the result will be like the original

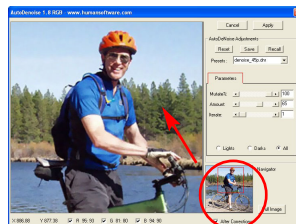
All performs the effect everywhere according to the mutate slider

SAVING AUTODENOISE ADJUSTMENTS

*Before**After*

Save any set of parameters and Load it on another image
 If you save within the 'AutoDeNoise_US_PIN' folder inside your
 plug-in folder, the new setting will be added to the list of presets

NAVIGATOR



Move or resize the sub rectangle within the thumbnail to zoom and pan on the image. Click on 'Full Page' to return to the full view.

AUTODeNOISE Troubleshooting***Q : Where is my serial number?***

A : If you have bought your copy, it is coming with the software (usually it is a sticker on the CD jewel case), or you should have received it with in an e-mail (download)

Q : I try the serial number it is not working?

A : Where does it come from? make sure the letters are in CAPS mode.
(the serial number is case sensitive)

Q: I have a trial version, i wish to activate it?

A: Contact us at sales@humansoftware.com to buy your license, we will activate your copy.

Q: I have other technical questions?

A: Go to our web site www.humansoftware.com you have a support web page for all your questions

Human Software Company AutoDeNoise Software End-User Licensing & Limited Warranty Agreement

IMPORTANT THE FOLLOWING IS A LEGAL AGREEMENT BETWEEN YOU AND HUMAN SOFTWARE CO INC. READ THE TERMS AND CONDITIONS OF THIS LICENSE AGREEMENT CAREFULLY BEFORE USING THE APPLICATION, THE ASSOCIATED FILES ("THE SOFTWARE") AND ITS CONTENTS. THE LICENSE AGREEMENT SETS FORTH THE TERMS AND CONDITIONS OF THE LICENSE AND THE LIMITED WARRANTY AGREEMENT FOR THE HUMAN SOFTWARE COMPANY SOFTWARE APPLICATIONS AND IT SUPERSEDES ANY PRIOR PROPOSAL, REPRESENTATION OR UNDERSTANDING BETWEEN THE PARTIES. ("THE SOFTWARE") IS LICENSED NOT SOLD. BY CLICKING ON THE START BUTTON AND SERIALIZING, YOU ARE ACCEPTING AND AGREEING TO BE BOUND BY THE TERMS OF THIS LICENSE. IF YOU DO NOT WISH TO BE BOUND TO THE TERMS AND CONDITIONS OF THIS LICENSE, YOU SHOULD RETURN IMMEDIATELY THE PACKAGE UNOPENED, WITH YOUR PROOF OF PURCHASE TO THE PLACE WHERE YOU OBTAINED IT AND, IF THE DISK POCKET IS NOT OPENED, YOU WILL RECEIVE A REFUND OF THE PRICE OF THE SOFTWARE. SHIPPING IS NOT REFUNDABLE- HUMAN SOFTWARE RESERVES THE RIGHT TO CHARGE A \$10 RESTOCKING FEE FOR EACH RETURNED PACKAGE).

1. License Grant : The Human Software Company Inc. hereby grants you, and you accept, a non-exclusive license to use this copy of the Human Software Program and associated files and the computer software contained therein in Object-code-only form ("the software"), and the accompanying Documentation on the following terms. "The Software" shall mean the software programs and associated files contained in this package or upgrades or back-up copies of these programs and associated files. You may use "the Software" only on a single computer owned, leased or otherwise controlled by you. In the event of inoperability of that computer on a back-up computer chosen by you. Each computer is required to have its own copy of the software. The Software may not be pooled or shared among and between multiple users through networking or other communication packages, without the previous written consent of the licensor and the payment of additional licensing fees. After loading the software into your computer, You may make a back-up copy of the Software in machine-readable form. You must reproduce on any such copy of the program or the documentation the licensor's copyright notice and any propriety legends that were on the original copy of the Software. Except as authorized in this paragraph, no copies of the program or any portion of the software may be made by you or any person under your authority or control. You acknowledge that the software is copyright protected, and that improper use of your hardware may alt your software and inhibit its use. You agree that if you get yourself registered by returning the registration card, that in case of involuntary damage occurring to the CD (wear & tear), the Licensor will exchange the CD (shipment cost will remain at your charge). In any case, the damaged CD must be returned to the Human Software Company within 10 days of the exchange. Exchange will be denied if you terminate the license by destroying the CD or the information present on the CD. In case of repetitive exchange, the Licensor has the right to refuse a CD replacement or exchange. You agree that you will not try or participate in an action which will try to break this protection. You agree that you will not assign, sublease, transfer, lease, rent or share the Software, the backup copy of the Software, and the related documentation. You agree to tell or communicate the restrictions contained in this license agreement to all persons under his or her employment direction or control. You agree to notify the licensor in writing of any unauthorized use and infringement on the Licensor's rights.

2. Licensor's Proprietary Rights : The Software, its structure and organization contain copyrighted material, trade secrets, and other proprietary information licensed to you by the licensor on a non-exclusive basis and protected under the US copyrights laws and international treaty provisions and trade secret laws of general applicability. You may not export or re-export directly or indirectly the Software in contravention of the laws and regulations of the United States or as appropriate other foreign jurisdictions.

3. All the material in this program disk is copyrighted and proprietary. All rights, including all copyrights, to this material are owned and reserved by The Licensor except to the extent that the right to use such material is specifically granted by this license. By this agreement, the Licensor grant you a non-exclusive, non-transferable right to use the images in this disk in live presentations and printed materials created by you for your own use or for use by

your direct client : articles, advertisements in magazines and newspapers, displays, brochures, reports, and newsletters. Call us with questions about a not-listed proposed use.

4. YOU MAY NOT A/Make or allow anyone else to make any form of copy whether digital, electronic, printed, or otherwise of any of the images contained in this disk except insofar as such images may be incorporated into the above stated Authorized printed materials. B/ Place or allow anyone else to lace any of the images in this disk on any electronic bulletin board or other form of on-line services

C/Use or allow anyone else to use any of the images in this disk in any form of obscene pornographic or in any other way defamatory of any person or business entity in any such image or which implies any form of endorsement by Human Software or by any of the Photographers. D/ You agree to indemnify and hold harmless Human Software against any damages or liability of any kind arising from any use of this product other than the authorized uses specified in this agreement. All images must be credited : Human Software ©1999 You further agree not to translate, decompile, reverse engineer, disassemble the software in whole or in part or otherwise reduce the Software to a human-perceivable form. You acknowledge and agree that all right, title and interest in and to the software are and shall remain with licensor. You may not modify, network, rent, lease, loan, sell, distribute or create derivative works based upon the Software in whole or part.

5. No other rights : This license agreement grants you only a limited right of use revocable in accordance with the terms of this agreement. The Licensor retains title and ownership of the software, the media on which it is recorded, and all copies of the software whatever the form or media in and on which the software and other copies may exist. Except as stated above, this agreement does not grant you any rights to copyrights, trade secrets, trademarks or any other intellectual property rights in respect to the software and the accompanying documentation.

6. Term : This license is effective upon starting 'the software' and shall continue until terminated. You may terminate this License at any time by destroying the Software and all copies thereof. The Licensor has the right to terminate your license if you fail to comply with any term of this License. Upon termination you must destroy the Software and all copies thereof. Termination of license will not entitle the licensee to repayment, wholly or partially, of the license fee.

7. This disk and the photographic material contained on this disk are provided "AS IS". Human Software makes no warranty, either express or implied of merchantability fitness for any particular use type or quality of image or compatibility with any computer or other kind of equipment. Neither Human Software nor any of its employees and employees, and agents shall be liable for any damages, direct or indirect consequential or incidental arising out of the use of the disk and the Software. Because some states do not permit the limitation of consequential or incidental damages the above limitation of liability may not apply in its entirety to some purchasers. The licensor warrants to the licensee that the disk on which the Software is recorded shall be free from defects in material and workmanship under normal use for a period of ninety (90) days from the date of delivery (referred as the Limited Warranty Period) as evidenced by a copy of your receipt. The Licensor further warrants that, during the Limited Warranty Period, the software shall substantially operate in accordance with the specifications given in the accompanying documentation. You must report all defects, and return the software to the place where you obtained it with a receipt within the Warranty Period to be eligible for Warranty service. If the Software fails to comply with this warranty, the Licensor will, at its option and cost, either provide all corrections required for such reported errors, replace the Software or refund the license fee for the software. You agree that the foregoing constitutes your sole and exclusive remedy for breach by licensor of any warranties made under this agreement. The licensor will have no responsibility to replace a disk damaged by accident, abuse or misapplication.

Any implied warranties on the disks, including any implied warranties of merchantability and fitness for a particular purpose, are limited in duration to ninety (90) days from the date of delivery.

8. This agreement shall be governed by the laws of the State of California. Venue for any action regarding this product or this agreement shall be Santa Clara County, California. If any portion of this agreement shall be found to be invalid by a court of competent jurisdiction, the remainder of the agreement shall remain in full force and effect and shall be construed so as to achieve the original intention of the agreement.